

CERAPLAN III KITCHEN FITTINGS IN SHAPE AND FUNCTION



A
BEAUTIFUL
USE
OF
SPACE

CUSTOMS-TAILORED MODELS

We offer a variety of models for special needs of the CERAPLAN III Kitchen Fittings line, ranging from an exceptionally comfortable model with a tall spout to a wall-mounted option for a modest budget, as well as low pressure models.



It satisfies all high expectations: With a total height of 382 mm and an operational height of 239 mm our model B0960AA has one serious advantage. We can use it to clean and even to fill large pots. The integrated swiveling spout enables us to fill up pots even outside of the sink.

The kitchen fittings line CERAPLAN III was created by the design studio ARETFAKT from Germany.



If we are looking for practical and cost-efficient kitchen fittings, our basic version B0895AA offers you everything what we need, including quality and durability.

CERAPLAN III KITCHEN FITTINGS

This new fittings line is a source of inspiration because it has all the characteristics which are typical for a kitchen fitting: a clear and logical design, quality of production and special options for all possible variations of usage. The wide range of offerings of these intelligent kitchen fittings represents the optimal choice for every kitchen and every budget.



➤ A logical form and functionality: CERAPLAN III with a pull-out hand-shower and a stop valve.



➤ The flexible pull-out hand-shower enables us to cleanse with a pure spray of water and to have enough space inside the sink.

CERAPLAN III THOUGHT THROUGH INTO THE VERY MINOR DETAIL

The massive metal body with a tall spout is not only practical when it comes to spraying. If necessary, the whole body can be pulled out from the plate top and tilted sideways thus enabling us to open the window behind the fitting to ventilate the room.
(versions B0954AA)



➤ It's for sure: CERAPLAN III has everything that a modern kitchen needs to have. In addition, we have this superb design.



➤ To open the window, no problem. The model for installation in front of the window can be easily pulled out and be placed horizontally on the sink.

KITCHEN FITTINGS

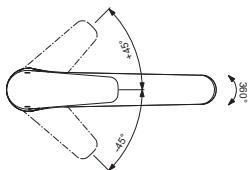
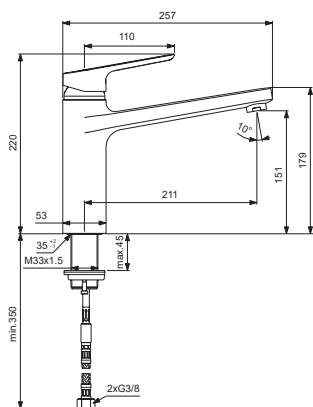
Kitchen mixer with high cast spout

B0952AA

B0953AA - low pressure ND



- Easy-Fix fixation
- Fixation allows up to 45 mm thickness on the boards
- Flex.hoses G3/8" for water supply system connection
- 35 mm ceramic cartridge
- Hot water limiter
- Turn able 360°
- Brass cast body with spout 210 mm projection
- Aerator Perlator
- Noise class 1
- Comply with EN817, NF

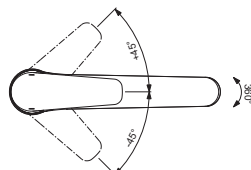
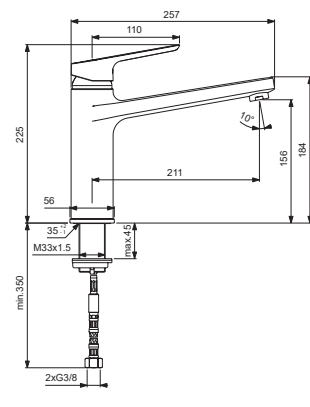


Kitchen mixer with high cast spout pre- window

B0954AA



- Easy-Fix fixation
- Fixation allows up to 45 mm thickness on the boards
- Fixation – socket for window solution
- Flex.hoses G3/8" for water supply system connection
- 35 mm ceramic cartridge
- Hot water limiter
- Turn able 360°
- Brass cast body with spout 210 mm projection
- Aerator Perlator
- Noise class 1
- Comply with EN817, NF

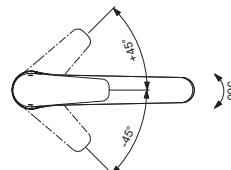
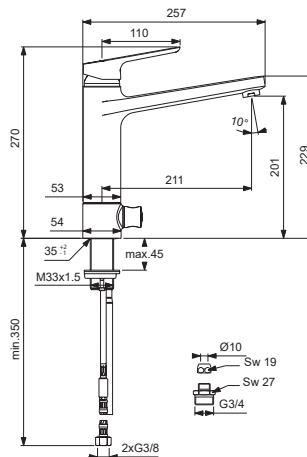


Kitchen mixer with high cast spout with dish-washer machine connection

B0955AA



- Easy-Fix fixation
- Fixation allows up to 45 mm thickness on the boards
- Fixation – socket for dish-washer machine
- Check valve
- Flex.hoses G3/8" for water supply system connection
- 35 mm ceramic cartridge
- Hot water limiter
- Turn able 360°
- Brass cast body with spout 210 mm projection
- Aerator Perlator
- Noise class 1
- Comply with EN817, NF

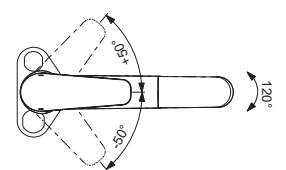
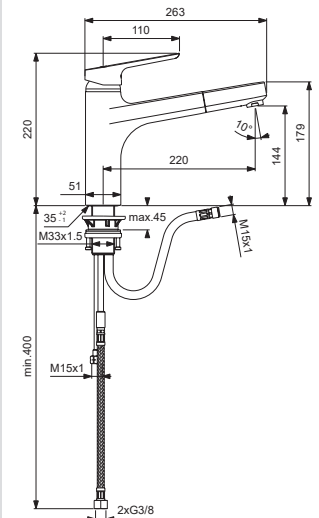


Kitchen mixer with high pull-out spout

B0956AA



- Easy-Fix fixation
- Fixation allows up to 45 mm thickness on the boards
- Flex.hoses G3/8" for water supply system connection
- 35 mm ceramic cartridge
- Hot water limiter
- Turn able 120°
- 1F plastic pull- out spray
- Brass cast body
- Noise class 1
- Comply with EN817, NF

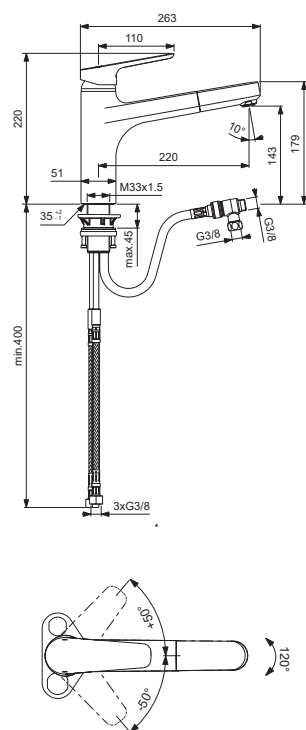


Kitchen mixer with high pull-out spout low pressure ND

B0957AA



- Easy-Fix fixation
- Fixation allows up to 45 mm thickness on the boards
- Flex.hoses G3/8" for water supply system connection
- 35 mm ceramic cartridge
- Hot water limiter
- Turn able 120°
- 1F plastic pull- out spray
- Brass cast body
- Check valve
- Noise class 1
- Comply with EN817

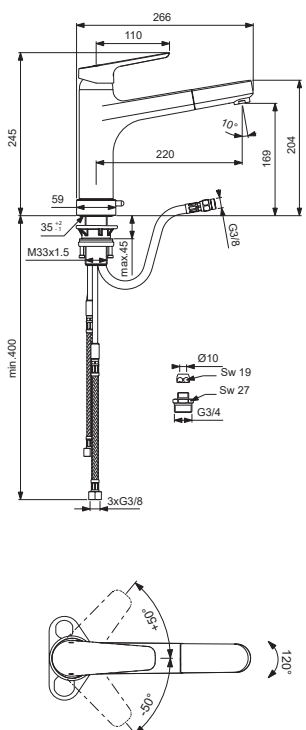


Kitchen mixer with high pull-out spout with dish-washer machine connection

B0958AA



- Easy-Fix fixation
- Fixation allows up to 45 mm thickness on the boards
- Fixation – socket for dish-washer machine
- Flex.hoses G3/8" for water supply system connection
- 35 mm ceramic cartridge
- Hot water limiter
- Turn able 120°
- 1F plastic pull- out spray
- Brass cast body
- Noise class 1
- Comply with EN817

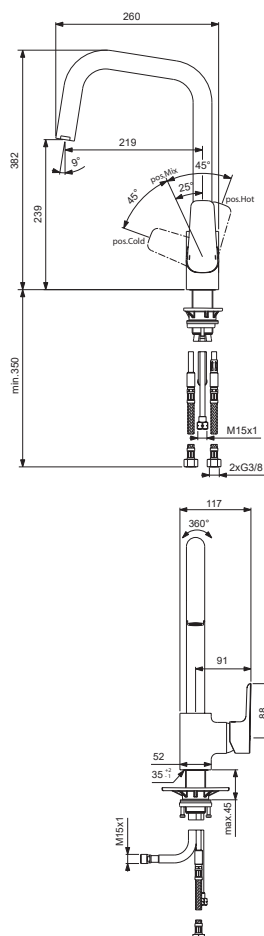


Kitchen mixer with high tubular spout pull-down spray

B0960AA



- Easy-Fix fixation
- Fixation allows up to 45 mm thickness on the boards
- Flex.hoses G3/8" for water supply system connection
- 40 mm ceramic Click cartridge
- Hot water limiter
- Spout turn able 360°
- 1F pull- down spray
- Brass cast body
- Noise class 1
- Comply with EN817

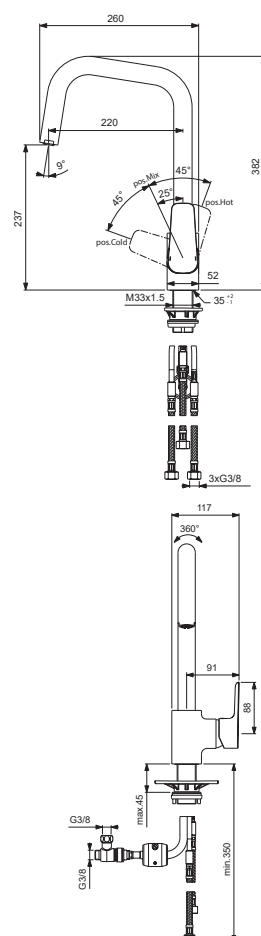


Kitchen mixer with high tubular spout pull-down spray low pressure ND

B0961AA



- Easy-Fix fixation
- Fixation allows up to 45 mm thickness on the boards
- Flex.hoses G3/8" for water supply system connection
- 40 mm ceramic Click cartridge
- Hot water limiter
- Spout turn able 360°
- 1F pull- down spray
- Brass cast body
- Noise class 1
- Comply with EN817

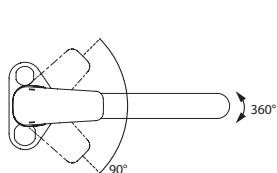
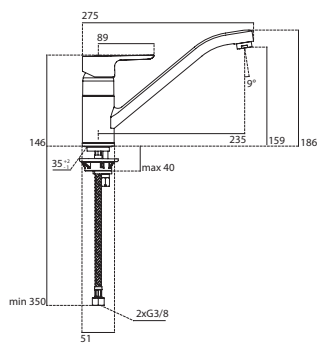


Kitchen mixer with tubular spout

B0895AA



- Easy-Fix fixation
- Flex.hoses G3/8" for water supply system connection
- 40 mm ceramic Click cartridge
- Hot water limiter
- Turn able 360°
- Noise class 1
- Comply with EN817, NF

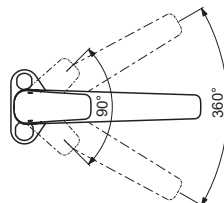
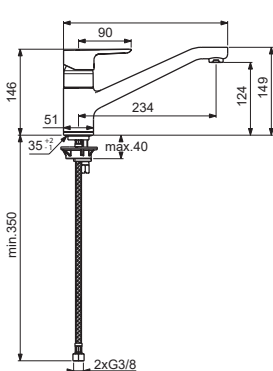


Kitchen mixer with cast spout

B0722AA



- EASY-FIX fixations
- Flex.hoses G3/8" for water supply system connection
- 40 mm ceramic Click cartridge
- Temperature limiter – integrated in the cartridge
- Swiveling cast body 360°
- Cascade aerator M24x1
- Comply with EN817

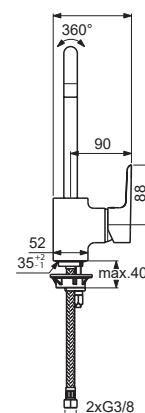
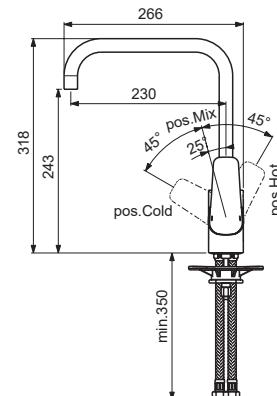


Kitchen mixer with tubular spout

B0725AA



- EASY-FIX fixations
- Flex.hoses G3/8" for water supply system connection
- 40 mm ceramic Click cartridge
- Temperature limiter – integrated in the cartridge
- Brass cast body
- Tubular spout "U" shape
- Cascade aerator M16,5x1
- Comply with EN817

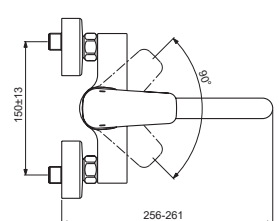
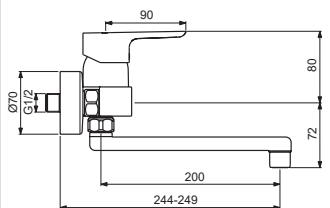


Exposed kitchen mixer

B0726AA



- 40 mm ceramic Click cartridge
- Temperature limiter – integrated in the cartridge
- Brass cast body
- Tubular spout 200 mm
- Cascade aerator
- Plastic escutcheons on S-Connection
- Comply with EN817





Ideal Standard-Vidima AD
53 Marin Popov Street
5400 Sevlievo, Bulgaria
Tel: +359 675 30362
Fax: +359 675 30814
office@idealstandard.com

Representative office, Riga
A. Briana str. 9a,
Riga, LV- 1001, Latvia
Tel: +371 673 57 792
Fax: +371 673 57 795
vdorogoi@IdealStandard.com

Representative Office, Bucharest
Cotroceni Business Center
Bd. Iuliu Maniu, nr 7, corp T,
Floor 2, office A1, Sector 6
061072 Bucharest, Romania
Tel/Fax: +40 21 322 3201
Tel/Fax: +40 21 322 3202
OfficeBucharest@idealstandard.com

Ideal Standard Polska Sp. z o.o.
7, Ostrowskiego Str.
53-238 Wroclaw, Poland
Tel: +48 71 79 55074
Fax: +48 71 79 55070
dzialhandlowy@idealstandard.pl

Representative office, Belgrade
Drinčićeva no.19, apartment no.8
11000 Belgrade, Serbia
Tel/Fax: + 381 11 7138 058
+ 381 11 7138 059
OBelgrade@IdealStandard.com

Representative Office, Budapest
IS-Hun Kft
1113 Budapest
Vincellér u 20
Tel: + 36 30 6991 594
zgarai@idealstandard.com

Contact for Slovenia and Croatia
Tel: +39 3356121475
cfurmenti@gmail.com

Contact for Albania, Kosovo
and Bosnia & Herzegovina
Tel: +359 887709696
imichev@idealstandard.com



A
BEAUTIFUL
USE
OF
SPACE